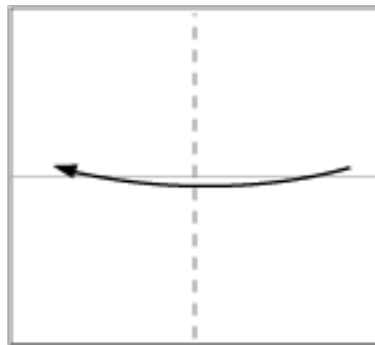
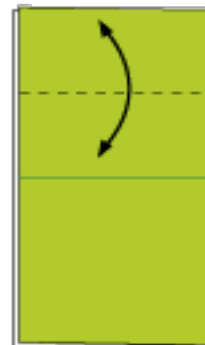


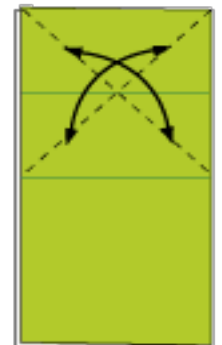
1 Fold in half to make crease



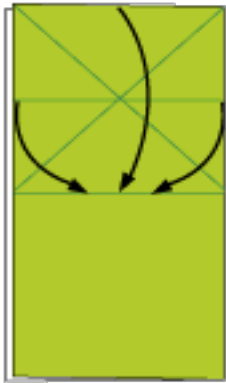
2 Fold in half



3 Fold to make crease and fold back



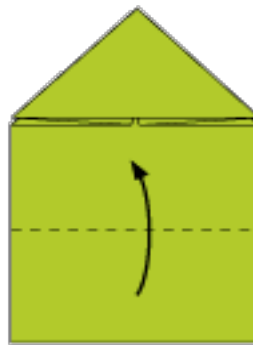
4 Fold to make crease and fold back



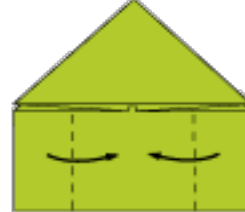
5 Fold in the lines



6 Fold in the dotted line

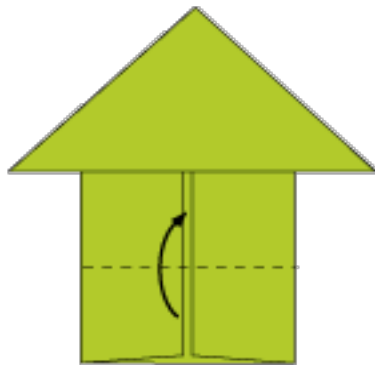
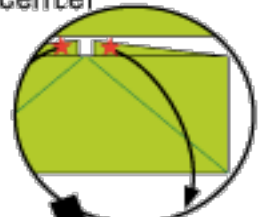


7 Fold in the dotted lines to meet the center



9 Fold in the dotted line and fold back

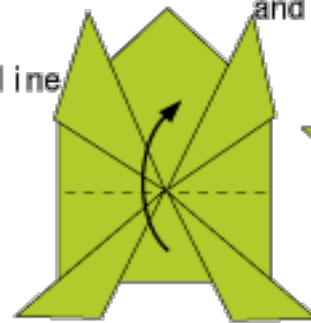
10 Pull out the corners



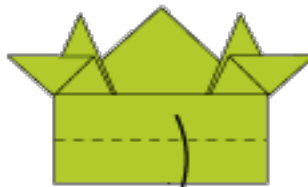
8 Fold in the dotted line




12 Fold in the dotted line



13 Fold in the dotted line



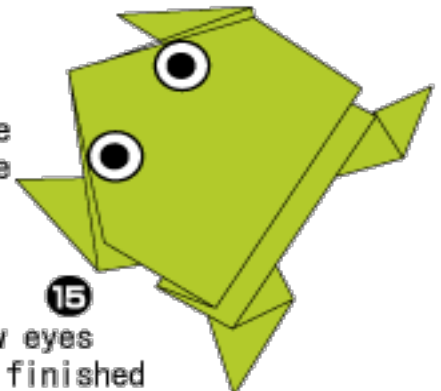
11 Fold in the dotted line



* Hold with a finger and release to jump



14 Turn over



15 Draw eyes and finished

A Jumping Frog

